

Clayton State University

Teacher Education Unit Data



GACE Pass Rates By Content Area

Program	Concentration	2013-2014	2014-2015	2015-2016	2016-2017	2017-2018
Middle Levels	Language Arts	71%	92%	100%	71%	86%
	Mathematics	100%	100%	100%	100%	91%
	Science	100%	100%	100%	100%	89%
	Social Sciences	100%	90%	71%	75%	67%
Secondary	Biology		100%	100%	100%	100%
	English	60%	100%	100%	90%	100%
	History	100%	100%	75%	94%	100%
	Mathematics	100%	100%	67%	83%	100%
	Music	100%	100%	75%	100%	100%

Unit Completer GACE Data

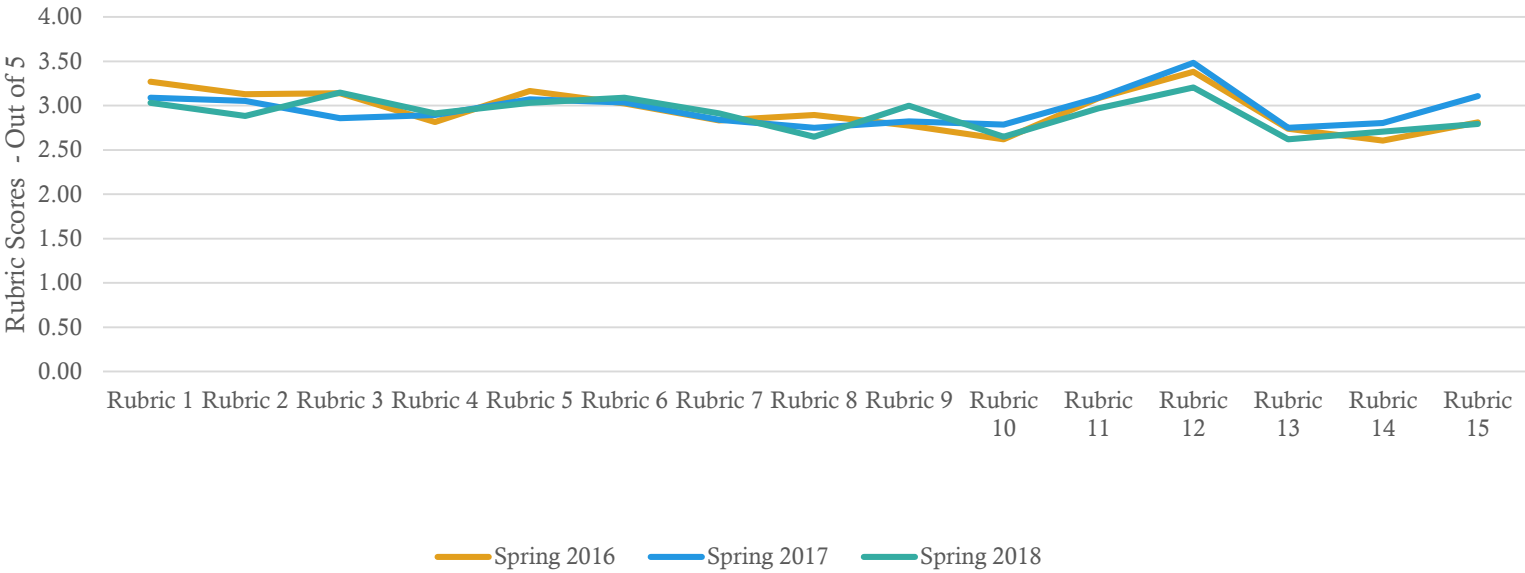
Group	Number Taking Tests	Number Passing Tests	Pass Rate
All program completers 2017-2018	33	31	94%
All program completers 2016-2017	31	31	100%
All program completers 2015-2016	41	41	100%
All program completers 2014-2015	37	37	100%
All program completers 2013-2014	40	40	100%
All program completers 2012-2013	48	47	98%

Unit edTPA Pass Rates

Group	Number Taking Test	Number Passing Test	Pass Rate
All programs 2017-2018	34	31	91.2%
All programs 2016-2017	32	30	93.8%
All programs 2015-2016	43	41	95.3%

edTPA Average Scores by Rubric: 2016-2018

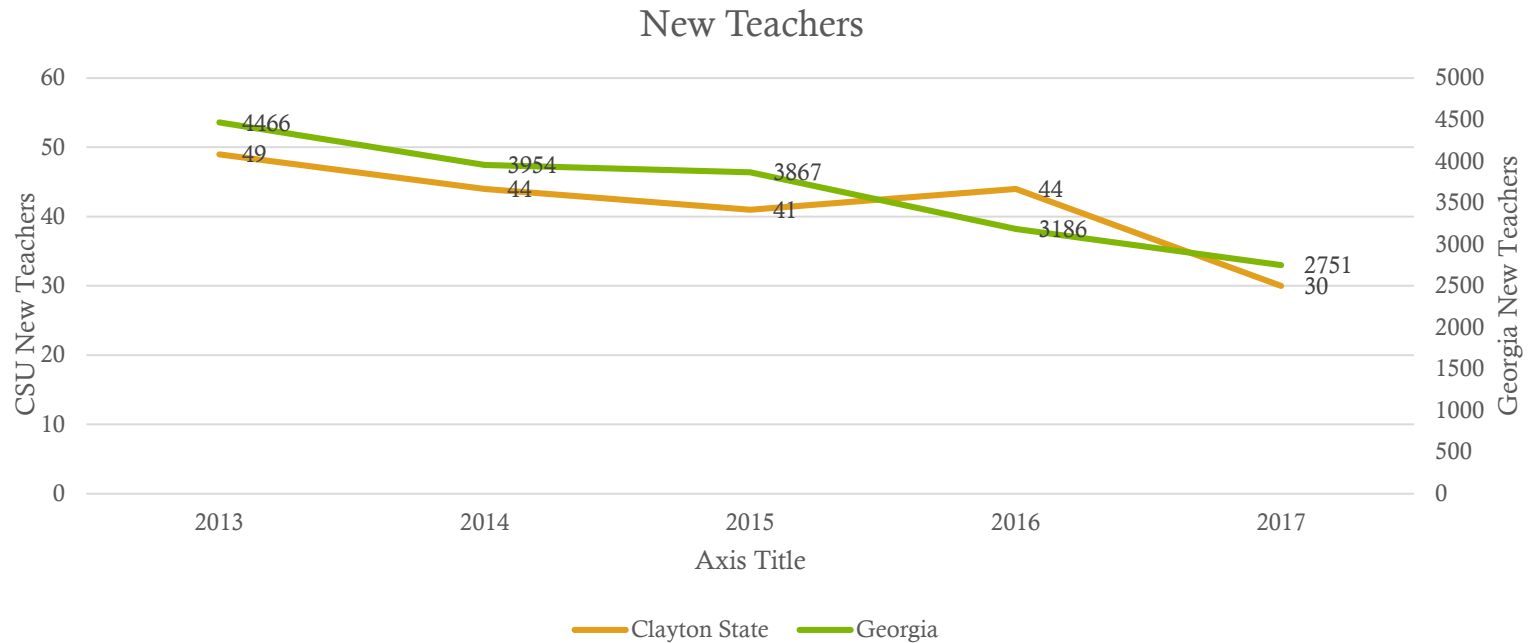
edTPA Average Scores by Rubric: 2016-2018



Major Counts

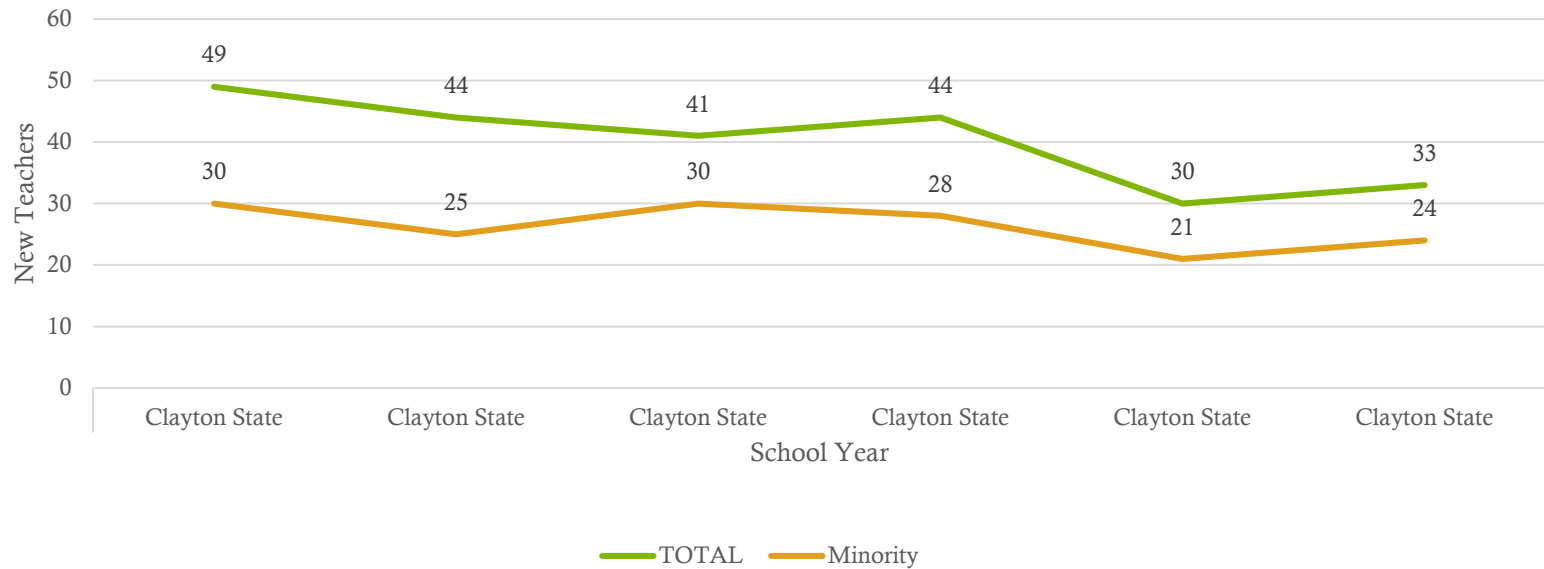
Major	Spring 2014	Spring 2015	Spring 2016	Spring 2017	Spring 2018	Spring 2019
MAT	22	22	24	27	22	17
Middle Level	56	43	29	29	30	62
Music	19	18	4	5	1	2
Pre-Middle	75	73	70	50	51	13*
Secondary Biology	11	9	10	7	8	13
Secondary English	43	25	23	27	33	19
Secondary History	46	38	32	37	36	35
Secondary Math	31	19	17	16	17	16
Totals	303	247	209	198	198	177

Total New Teachers Prepared by CSU vis-à-vis Georgia Public Teacher Education Programs



Minority Teachers

Clayton State University Minority Teacher Production



Top Ten Areas of Teacher Preparation

Program	2015	Program	2016	Program	2017
	#		#		#
Early Childhood Education (P-5)	1,349	Early Childhood Education (P-5)	1,135	Early Childhood Education (P-5)	981
Middle Grades	460	Middle Grades	377	Middle Grades	336
Special Education (P-12)	398	Special Education (P-12)	306	Special Education (P-12)	312
Early Childhood Special Education	270	Early Childhood Special Education	221	Early Childhood Special Education	218
English	225	English (6-12)	203	English (6-12)	150
History	197	History (6-12)	165	History (6-12)	126
Mathematics Education (6-12)	168	Music (P-12)	133	Mathematics Education (6-12)	108
Health/Physical Education	154	Mathematics Education (6-12)	117	Health/Physical Education	94
Music	120	Health/Physical Education	111	Music	88
Art	93	Biology (6-12)	68	Art	59

Conceptual Framework



- ◆ The mission of the Teacher Education Unit is to prepare professional educators who engage in *reflective practice* and who are *competent, caring, committed, collaborative, culturally responsive*, and prepared to teach diverse learners in an ever-changing society.