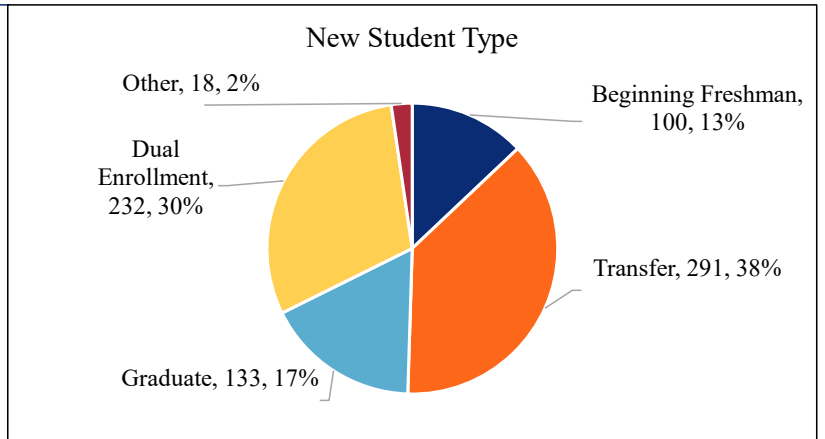
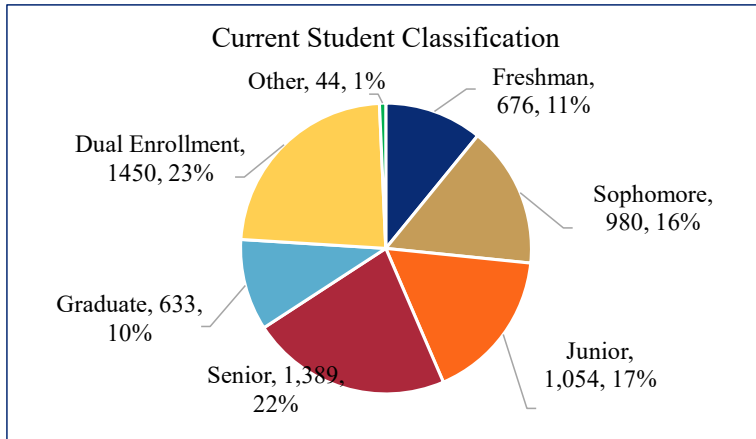


Clayton State University Spring 2026 Enrollment

Total Enrollment	Spring 2026	Spring 2025	Percent Change
Headcount	6,226	5,845	6.5%
FTE (Full Time Equivalency)	4,781	4,526	5.6%

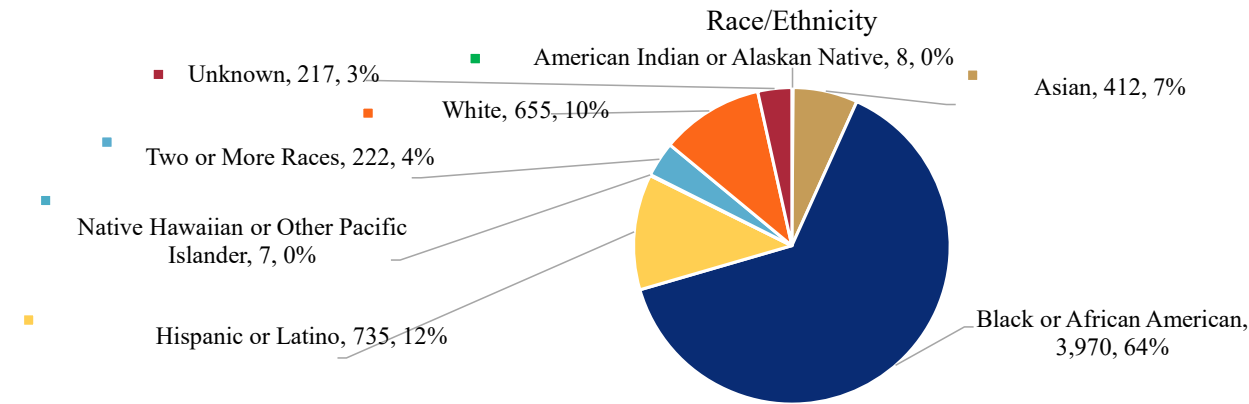
Student Level		
Undergraduate	5,593	89.8%
Graduate	633	10.2%

Enrollment Status		
Full-Time	3,315	53.2%
Part-Time	3,111	50.0%



Gender		
Female	4,360	70.0%
Male	1,866	30.0%

Enrollment by Type of Residency		
Georgia Residents	5,946	95.5%
Out of State	227	3.6%
Out of Country	53	0.9%



Most Popular Undergraduate Majors		
Health Sciences	885	15.8%
Psychology & Human Services	346	6.2%
Biology	241	4.3%
General Business	216	3.9%
Computer Science	202	3.6%
Nursing - Basic Licensure	201	3.6%

Most Popular Graduate Majors		
Master of Business Admin.	247	39.0%
Strategic Leadership Dev	94	14.8%
Public Administration	41	6.5%
Nursing - Graduate	37	5.8%
Elementary Education	32	5.1%
Clinical/Counseling Psychology	32	5.1%